



ZOO BOISE

CONSERVATION

EDUCATION

RECREATION



ZOO BOISE

SELF-GUIDED FIELD TRIP

TEACHER PACKET

WHAT'S IN THE GUIDE



Scheduling, Pricing, & Payment



Teacher Information



Chaperone Information



Chaperone Letter



Bus, Parking, & Construction Information



Bus Route Map



Zoo Etiquette



Day of Field Trip: What to Expect



Experiences & Concessions



Contact Info





SCHEDULING, PRICING, & PAYMENT

REGISTER HERE: [SELF-GUIDED FIELD TRIP REQUEST FORM](#)

You will receive confirmation within seven business days.

Nonprofit School/Organization Self-Guided Field Trip Pricing:

Students (ages 3+)	\$5.50
Adults, Non Members: Teachers, staff, bus drivers, chaperones	\$5.50
Children (ages 2 and younger)	Free
Friends of Zoo Boise Members (Teacher must show membership cards or copies)	Free
Butterflies in Bloom (June - Labor Day)	\$2

To qualify for the nonprofit rate, specific requirements must be met:

- Be a registered 501c3 nonprofit or government-funded youth group, school, or organization.
- Schedule your field trip at least two weeks in advance.
- Visit must occur Monday to Friday.
- One payment required for the whole group and everyone must enter together.
 - Individuals paying or entering separately will pay full admission rates. No exceptions.

For Profit School/Organization Self-Guided Field Trip Pricing:

Admission Type	March-October	November-February
General (12-61)	\$13 (Th. \$10)	\$10 (Th. \$3)
Seniors (62 & over)	\$10 (Th. \$9)	\$7 (Th. \$3)
Children (3-11)	\$10 (Th. \$9)	\$7 (Th. \$3)
Children (2 & under)	Free	Free
Friend of Zoo Boise Member (Teacher must show membership cards or copies)	Free	Free

TEACHER INFORMATION

FORMS

Required

- Terms and conditions 24 hours in advance
 - final count of chaperones and students included in group payment
- Check in Forms
 - Nonprofit
 - For Profit

Suggested

- Chaperone Letter – See page 6

PAYMENT

- A single payment for the entire group must be made on the day of your visit to receive the nonprofit admission rate.
 - Advanced payments are not accepted.
 - Any individuals paying separately or not being paid for by the school/organization will be charged full admission rates. No exceptions.
- Teachers must present Friends of Zoo Boise member cards (or copies) along with check-in form.
- Overpaid admission fees will require a refund request submission to the Boise Parks and Recreation Department. Refunds take at least four weeks to process.
- Accepted forms of payment include:
 - Checks payable to “Zoo Boise”
 - Credit/Debit Cards
 - Cash
 - Purchase Orders

Note: Payments cannot be invoiced prior to the field trip arrival date and invoices must receive pre-approval from Zoo Boise’s Guest Services Supervisor.

CHAPERONES

- For self-guided field trips, a 1:5 chaperone ratio is required—one adult for every five children. Groups without enough chaperones may be denied entry.

ALL GROUPS MUST EXIT THROUGH THE GIFT SHOP UNLESS PERMITTED OTHERWISE BY ZOO STAFF.





CHAPERONE INFORMATION

PARK ARRIVAL

- See Parking information on Page 7
- Visit the Field Trip check-in station located across the street from the Zoo Boise entrance to:
 - Find each school/organization's designated meeting area.
 - Get a parking pass
 - Ask questions on payments or entrance.

PAYMENT

- Individuals not included in the group payment must pay regular admission rates in advance.
- Wristbands will be distributed to chaperones being paid for and entering with a school/organization.
 - Individuals paying or entering separately will pay full admission rates and receive a different colored wristband.

Not included in the group payment? Click [HERE](#) to buy tickets online up to a week in advance!

ENTRY/EXIT

- Discuss lunch plans, departing times, and meeting location with chaperones, students, and bus drivers prior to arrival.
- Chaperones can show their wristbands for re-entry.
- Zoo Boise will not make announcements to gather or find your group.

EXPECTATIONS

Please read and complete the Field Trip Chaperone Letter on the following Page 6. Bring this letter with when you visit with your group as a helpful tool to make your chaperoning experience successful.

Please remember that Zoo Boise has the right to remove any individual or group that is disturbing out animals, staff, or visitors.





FIELD TRIP CHAPERONE LETTER

Chaperone Name: _____

Thank you for being a chaperone! Your primary role is to ensure the safety and wellbeing of your students during the zoo visit. Please review the provided information for a successful day at Zoo Boise and contact the teacher with any questions. Enjoy the field trip!

IMPORTANT GROUP INFORMATION

Teacher's Name: _____

School Name: _____

Teacher's Phone Number: _____

Group Departure Time and Meeting Place: _____

Ask any uniformed employee for assistance in case of an emergency, first aid need, or lost child.

STUDENT INFORMATION

Note each student's physical description (clothing, height, hair color) in case of emergency.

- | | |
|----------|----------|
| 1. _____ | 4. _____ |
| 2. _____ | 5. _____ |
| 3. _____ | |

KEY GUIDELINES FOR ZOO VISITS INCLUDE:

- Respect animals, their habitats, and fellow visitors:
 - Take turns observing animals.
 - Keep voices low near habitats.
 - Avoid bringing food or objects into exhibits.
 - Walk, don't run.
 - Write only on designated surfaces.
 - Dispose of trash properly.
- Encourage curiosity and exploration by asking engaging questions and promoting observation.
- Maintain student focus by ensuring participation and gently redirecting when needed.
- Keep the group together, with chaperones supervising at all times.
- Model appropriate behavior, as students learn by imitation.

PARKING & CONSTRUCTION INFORMATION

CONSTRUCTION

Due to ongoing construction, parking may be limited. Watch for updates in reminder emails from the field trip team.

For more details on the Heart of the Zoo project, visit zooboise.org/heart.

BUS PARKING


Review the [Bus Route Map](#) with your drivers. (See page 7).

Need accessibility arrangements? Please contact zoofieldtrips@cityofboise.org in advance.

GUEST PARKING

- Parking in Julia Davis Park is limited to two hours. Free extended parking passes for zoo visitors are provided during check-in.
- Parking is open to the public on a first-come, first-served basis.

Carpooling is strongly encouraged.



BUSES ARE PROHIBITED AT THE ZOO ENTRANCE!

ZOO BOISE FIELD TRIP BUS ROUTE MAP



LEGEND

- One-Way Road Only
- Two-Way Traffic Permitted
- No Bus Entry*
- *Handicap Accessible Drop-off
- School/Group Staging Areas
- Heart of the Zoo Construction

ZOO ETIQUETTE

Watch [THIS VIDEO](#) with your students prior to your field trip.

Questions?

More information can be found [HERE](#).



DO...

- ✓ Remain with your group.
 - ✓ Stay on guest pathways and avoid railings, ropes, and fences for your safety and that of your group and the animals.
 - ✓ Respect all zoo animals, staff, and property!
-

DO NOT...


- ✗ Tap on the glass!
- ✗ Throw objects (including food, plants, or coins) into animal habitats.
- ✗ Do NOT feed, chase, or touch free roaming animals (ducks, geese, squirrels, etc.)



Use soft voices



Be still & patient



Give them space

Anyone disturbing the peace of our animals or visitors will be asked to leave zoo premises.

Visit our [FAQ](#) page for frequently asked questions.



DAY OF FIELD TRIP: WHAT TO EXPECT

ARRIVAL


- Upon arrival at the bus parking area, a staff member will guide your group to the designated station.
- A group representative will wait in line at the zoo entrance to pay and submit the completed Check In Form.
 - Nonprofit Check In Form: zooboise.org/nonprofit
 - For Profit Check In Form: zooboise.org/fieldtrip
- After the payment is processed, wristbands will be distributed based on the number of chaperones indicated on the check-in form.
 - The representative will hand out wristbands to each chaperone.
 - Individuals lacking wristbands will need to pay for their admission separately and cannot enter with the group but may wait inside the zoo.
- After distributing wristbands, groups will review assignments, discuss etiquette, and confirm meeting times before lining up for entry.
 - All wristbands will be counted at entry; those without a wristband must exit the line and pay separately.

TIPS FOR ENTRY




Line up single file in the park and wait for a staff member to guide you into the zoo.

Know when, where, and what time your group is meeting prior to your visit.
Assign chaperone groups prior to arrival.



Enjoy your time at Zoo Boise!!



SPECIAL ATTRACTIONS & CATERING



BUTTERFLIES IN BLOOM

- Seasonal Availability: June through Labor Day
- Pricing:
 - \$2 per person for nonprofit schools or organizations.
 - Included in the admission fee for groups paying regular admission rates.

SPECIAL ATTRACTIONS INCLUDE:

- Conservation Cruise
- Giraffe Encounter
- Sloth Bear Encounter
- Zoo Farm

Details:

- Paid separately at the exhibit.
- Subject to animal and weather conditions.
- Availability may change without notice.

For more information, visit: <https://zooboise.org/visit-the-zoo/plan-your-visit/>

CONCESSIONS & CAROUSEL

- Concessions:
 - Food is available at the Expedition Grill.
 - For sack lunches, snacks, or carousel rides, contact the Catering Manager at (208) 608-7761 or email madisonstiles@thessagroup.com.
- Carousel:
 - Exclusive group carousel rides can be arranged based on availability.

HELPFUL HINT!

For large food orders, email madisonstiles@thessagroup.com before your field trip to ensure resources and minimize wait times.





ZOOBOISE

**CONSERVATION
EDUCATION
RECREATION**

CONTACT US:

📞 (208) 608-7760

✉️ zoofieldtrips@cityofboise.org

📍 [355 Julia Davis Drive, Boise, ID 83702](#)

🌐 zoo Boise.org/education