

CONSERVATION  
EDUCATION  
RECREATION



**ZOO BOISE**  
**GUIDED FIELD TRIP**  
**FULL TEACHER GUIDE**



**ZOOBOISE**

# WHAT'S IN THE GUIDE?

➔ **Booking a Guided Field Trip**

➔ **Pricing & Group Info**

➔ **Chaperone Info**

➔ **Bus Info & Map**

➔ **Day of Field Trip**

➤ **Visual Outline**

➤ **Photo Outline**

➔ **Zoo Etiquette**

➔ **Educator Resources**

➔ **Contact Info**





# HOW TO BOOK YOUR GUIDED FIELD TRIP

View our availability and  
reserve your spots [HERE](#).




## **Multiple Classes?**

You may select more than one time slot back-to-back if you have multiple classes attending.

## **Other Needs?**

Contact us at [zooeducation@cityofboise.org](mailto:zooeducation@cityofboise.org) to discuss specifics or logistics for your trip.



# **Book your private guided program led by zoo education staff.**

- Guided Tour & Zoo Admission
- Biofact Exploration
  - Skulls, feathers, feet, beaks, and pelts (this is the only time we will encourage you to “touch a lion”).
- Hands-on STEM focused activities
- Ambassador animal meet & greet (animal availability subject to change depending on the needs of the animal) – add'l \$25 per group

**Visit with your class or whole grade and we will take care of the science!**



**CONSERVATION X EDUCATION X RECREATION**



# PRICING & GROUP INFO

## **Cost = Guided Program + Zoo Admission**

- \$12 per student
- \$6 per staff & chaperones\*
- \$6 per student if a Zoo Boise member

*This price is available to public schools and registered 501(c)(3) nonprofit organizations that provide services to youth and communities in Idaho.*

*More details on the Teacher Payment-Info Form*

## **Group Size**

- Minimum is 15 people, maximum is 30 people in one time slot.
- Guided groups require one chaperone for every five students.
- To arrange back-to-back or concurrent programs for larger groups, include details in the online form for scheduling.
  - We will contact you to arrange logistics specific to your group's needs.
- \*Discounted staff and chaperone pricing covers up to 6 adults; additional adults will be charge the \$12 participant rate

Additional info can be found on the *Teacher Payment-Info Form* with the online form for scheduling and your confirmation/reminder emails from us.

Questions? Other considerations?

First time visiting Zoo Boise for a field trip?

First time planning a field trip?

Email [zooeducation@cityofboise.org](mailto:zooeducation@cityofboise.org)



# CHAPERONE INFORMATION

## PAYMENT

Is your school or organization paying for Adult Chaperones?

- If yes, include with your payment at time of arrival.
- If no, advise them in advance they are to pay separately upon arrival.\*

\*They will be charged the general admission rate.

## ARRIVAL & PARKING

Chaperones will be directed by zoo staff to wait in Julia Davis Park until your school arrives – not in front of the zoo.

- Parking passes available for visits over two hours.
- Pay at front gate if school is not paying for their entry.

## ETIQUETTE

Guided groups require one chaperone for every ten students, 1:10 ratio.

- Teachers: assign groups before arriving at the zoo.
- Chaperones are expected to guide and manage students and demonstrate appropriate behavior while in the zoo.
- Review [Zoo Etiquette page](#) and [Zoo Etiquette video](#) with your students.

## ENTRY/EXIT

- Discuss lunch plans, departing times, and meeting location with chaperones, students, and bus drivers.
- Choose a meeting area in Julia Davis Park; do NOT meet in front of the zoo
- Zoo Boise will not make any announcements to gather your group.
- All groups must exit through the exit by the gift shop, NOT the Front Gate.
- Chaperones may get a stamp for re-entry either for themselves or for their assigned group.




# ZOO BOISE FIELD TRIP BUS ROUTE MAP




# FIELD TRIP at Zoo Boise

## Visual Outline


### IT'S FIELD TRIP DAY!



Bus: Follow Bus Route Map & Parking  
Do NOT drop off at front of the Zoo



Chaperones: Know payment plans with school  
& get parking passes from Zoo Staff



Teacher: Bring payment and form to Front  
Gate



All: Wait in Julia Davis Park for Zoo Staff to  
direct your group. Discuss plans for lunch,  
departure, etc



Teacher: Line up your classes &  
remind them of zoo etiquette



We will guide you into the zoo...*let's go!*




## Photo Outline

# FIELD TRIP at Zoo Boise



Bus: Follow Bus Route Map & Parking  
Do NOT drop off at front of the Zoo!!!

Chaperones: Know payment plans  
with school & get parking passes  
from Zoo Staff



**ZOOBOISE**  
Guided Field Trips, SPRING 2024  
Discounted Non-Profit Admission

- ☐ Review Teacher Field Trip Guide with students and chaperones prior to arrival.
  - Includes additional information re: lunches, snacks, chaperones, etc.
  - Email [zooeducation@zoo-boise.org](mailto:zooeducation@zoo-boise.org) with any questions.
- ☐ Parents and students must wait in the park.
  - Do not congregate at the zoo entrance.
  - Teacher or staff with payment will be met by staff in Julia Davis Park or may come to the Front Gate.
- ☐ Arrange for pick-up, drop-off, meeting times, and locations with bus drivers and chaperones prior to arrival.
  - Choose an area away from zoo entrance and gift shop area.
  - Zoo Boise will not make any announcements to gather your group.
- ☐ Parking passes are free and required for guests parking longer than two hours anywhere in Julia Davis Park.
  - Pick up passes and distribute them amongst your group prior to entering the zoo.

**Buses are prohibited at the zoo entrance!**  
Review bus route map, parking, and drop-off/pick-up areas with bus drivers.  
Exceptions for buses transporting students with special needs:  
Email [zooeducation@zoo-boise.org](mailto:zooeducation@zoo-boise.org) to arrange in advance.

**Is your school or organization paying for Adult Chaperones (excluding teachers, staff, bus drivers)?**

- ☐ If yes, include in the table below with your payment method.
- ☐ If no, advise them in advance they are to pay separately prior to your arrival.  
\* They will be charged the general admission rate of \$12.50 (starting March 1<sup>st</sup>)

Admission Fee Calculator: complete & turn in with payment


Teacher or Group Contact Name:	Field Trip Date:
School or Organization Name:	
Adults or Grade Level(s):	
Phone Number & Email:	

Participant Type	Number of persons	Cost per person	Total Cost
Students (ages 3+)			
Adults, Non-Member Teacher, Staff, Bus Drivers, Chaperones		\$9.00	
Student FO2B Member		\$5.00	
Student discount, pay \$4.00 for Guided Program, need to show member card or photo with teacher.		\$4.00	
Adult FO2B Member Teacher, Staff, Bus Drivers, Chaperones		\$0.00	\$0.00
Receive free admission; need to show member card or photo with teacher.		n/a	
<b>Total Due:</b>			

**Payment policies:**

- Accepted forms of payment:
  - Cash payable to "Zoo Boise"
  - Credit/Debit Card, Cash, pre-arranged purchase order.
- Must submit one payment for the entire group to receive the discounted admission rate.
- Money group must enter at one time, anyone paying or entering the zoo separately from your group will be charged regular admission.
- Refunds: General admission fees will require a refund request submission to the Boise Parks and Recreation Department. Refunds take at least four weeks to process.

Teacher: Bring payment to  
Front Gate



All: Wait in Julia Davis Park for Zoo  
Staff to direct your group. Discuss  
plans for lunch, departure, etc.



Teacher: Line up your  
classes & remind them  
of zoo etiquette.



We will guide you into the zoo...let's go!


# ZOO ETIQUETTE



## DO...

- ✓ Remain with your group.
- ✓ Stay **ON** guest pathways and **OFF** railings, ropes, and fences. For the safety of yourself, your group, and the animals.
- ✓ Respect all zoo animals, staff, and property!

Watch this video  
with your students  
before your field  
trip day.




---

## DO NOT...

- ✗ Do NOT tap on the glass!
- ✗ Do NOT throw objects (including food, plants, or coins) into animal habitats.
- ✗ Do NOT feed, chase, or touch free roaming animals (ducks, geese, squirrels, etc.)

*If you do not follow these guidelines, your group  
will be asked to leave Zoo Boise.*





# Have you been teaching adaptations, life cycles, or habitats?

Explore the zoo with us  
and learn how we meet  
the needs of the animals  
under our care, stories  
about our individual  
animals (how did our  
crocodile Pandora get her  
name?), and how you can  
bring conservation back to  
your school.



CONSERVATION X EDUCATION X RECREATION



# ETIQUETTE REMINDERS

You will have a better chance of seeing animals up-close if you:



Give them space



Be still & patient



Use soft voices





PARQUE NACIONAL DA GORONGOSA

## CONTACT US:



(208) 608-7746 or 608-7741



[zooeducation@cityofboise.org](mailto:zooeducation@cityofboise.org)



[355 Julia Davis Drive, Boise, ID 83702](#)



[zooboise.org/education](http://zooboise.org/education)



# ZOOBOISE

**CONSERVATION  
EDUCATION  
RECREATION**